

## Product data sheet

### Characteristics

# RXM3AB1F7

Minijaturni utični relej – Zelio RXM 3 C/O 120 V AC 10 A



### Main

Range of product	Zelio Relay
Series name	Miniature
Product or component type	Plug-in relay
Device short name	RXM
Contacts type and composition	3 C/O
[Uc] control circuit voltage	120 V AC 50/60 Hz
[Ithe] conventional enclosed thermal current	10 A -40...55 °C
Status LED	Without
Control type	Lockable test button
Utilisation coefficient	20 %

### Complementary

Shape of pin	Flat
[Ui] rated insulation voltage	250 V IEC 300 V CSA 300 V UL
[Uimp] rated impulse withstand voltage	4 kV 1.2/50 µs
Contacts material	AgNi
[Ie] rated operational current	10 A 28 V DC) NO IEC 10 A 250 V AC) NO IEC 5 A 28 V DC) NC IEC 5 A 250 V AC) NC IEC 10 A 30 V DC) UL 10 A 277 V AC) UL
Maximum switching voltage	250 V IEC
Resistive rated load	10 A 250 V AC 10 A 28 V DC
Maximum switching capacity	2500 VA/280 W
Minimum switching capacity	170 mW 10 mA, 17 V
Operating rate	<= 1200 cycles/hour under load <= 18000 cycles/hour no-load
Mechanical durability	10000000 cycles
Electrical durability	100000 cycles resistive
Average coil consumption in VA	1,2 60 Hz
Average consumption	1,2 VA 60 Hz
Drop-out voltage threshold	>= 0.15 Uc
Operate time	20 ms
Release time	20 ms
Average coil resistance	3630 Ohm 20 °C +/- 15 %
Rated operational voltage limits	96...132 V AC
Safety reliability data	B10d = 100000
Protection category	RT I
Test levels	Level A






The information provided in this documentation contains general descriptions and/or technical characteristics of the performance of the products contained herein. This documentation is not intended as a substitute for and is not to be used for determining suitability or reliability of these products for specific user applications. It is the duty of any such user or integrator to perform the appropriate and complete risk analysis, evaluation and testing of the products with respect to the relevant specific application or use thereof. Neither Schneider Electric Industries SAS nor any of its affiliates or subsidiaries shall be responsible or liable for misuse of the information contained herein.

Operating position	Any position
CAD overall height	79 mm
CAD overall depth	78,45 mm
Net weight	0,096 kg
Device presentation	Complete product

## Environment

Dielectric strength	1300 V AC between contacts micro disconnection 2000 V AC between coil and contact reinforced 2000 V AC between poles basic
Product certifications	UL Lloyd's CSA GOST REACH RoHS CE
Standards	UL 508 EN/IEC 61810-1 CSA C22.2 No 14
Ambient air temperature for storage	-40...85 °C
Ambient air temperature for operation	-40...55 °C
Vibration resistance	3 gn +/- 1 mm 10...150 Hz)5 cycles in operation 5 gn +/- 1 mm 10...150 Hz)5 cycles not operating
IP degree of protection	IP40 EN/IEC 60529
Shock resistance	10 gn in operation 30 gn not operating
Pollution degree	2

## Offer Sustainability

Status održive ponude	Proizvod Green Premium
Uredba REACh	 <a href="#">Izjava REACh</a>
REACh, bez SVHC	Da
Direktiva EU RoHS	Proaktivna sukladnost (proizvod izvan zakonskog okvira direktive EU RoHS)  <a href="#">Izjava EU RoHS</a>
Bez otrovnih teških metala	Da
Bez žive	Da
Informacije o RoHS izuzeću	 <a href="#">Da</a>
Propis RoHS za Kinu	 <a href="#">Izjava RoHS Za Kinu</a>
Izjava o očuvanju okoliša	 <a href="#">Ekološki Profil Proizvoda</a>
Profil cirkularnosti	Nema potrebe za specifičnim operacijama recikliranja
WEEE	Proizvod se na tržištima EU mora odlagati u skladu sa specifičnim propisima o prikupljanju otpada; nikako se ne smije odlagati s komunalnim otpadom.

## Contractual warranty

Jamstvo	18 months
---------	-----------