

## Product data sheet

### Characteristics

# RXG25P7

utični relej sučelja – Zelio RXG – 2 C/O  
proziran – 230 V AC – 5 A



### Main

Range of product	Zelio Relay
Series name	Interface relay
Product or component type	Plug-in relay
Device short name	RXG
Contacts type and composition	2 C/O

### Complementary

Contacts material	Silver alloy (AgSnO <sub>2</sub> In <sub>2</sub> O <sub>3</sub> )
Maximum contact resistance	100 mOhm
[I <sub>th</sub> ] conventional enclosed thermal current	5 A -40...55 °C
[I <sub>e</sub> ] rated operational current	5 A 30 V DC) UL 5 A 30 V DC) IEC 5 A 250 V AC) IEC 5 A 250 V AC) UL
Maximum switching voltage	250 V AC 30 V DC
Load current	5 A 250 V AC
Maximum switching capacity	1250 VA
Minimum switching capacity	50 mW 10 mA, 5 V DC
Operating rate	<= 1800 cycles/hour under load <= 18000 cycles/hour no-load
Utilisation coefficient	20 %
Mechanical durability	10000000 cycles
Electrical durability	100000 Cycles NO resistive at 55 °C 100000 cycles NC resistive at 55 °C
[U <sub>i</sub> ] rated insulation voltage	250 V IEC 300 V CSA 300 V UL
[U <sub>imp</sub> ] rated impulse withstand voltage	6 kV 1.2/50 μs
Dielectric strength	1000 V AC between contacts micro disconnection 5000 V AC between coil and contact reinforced insulation 3000 V AC between poles basic insulation
Coil resistance	23500 Ohm +/- 15 %
Insulation resistance	1000 MOhm 500 V DC
Test levels	Level A
Mounting position	Any position
Average consumption in VA	0,82 VA 60 Hz
Drop-out voltage threshold	>= 0.3 U <sub>c</sub> AC
Control circuit voltage limits	0.8... 1.1 U <sub>c</sub> AC
Coil insulation class	Class F
Operate time	20 ms






The information provided in this documentation contains general descriptions and/or technical characteristics of the performance of the products contained herein. This documentation is not intended as a substitute for and is not to be used for determining suitability or reliability of these products for specific user applications. It is the duty of any such user or integrator to perform the appropriate and complete risk analysis, evaluation and testing of the products with respect to the relevant specific application or use thereof. Neither Schneider Electric Industries SAS nor any of its affiliates or subsidiaries shall be responsible or liable for misuse of the information contained herein.

Release time	20 ms
[Uc] control circuit voltage	230 V AC
Safety reliability data	B10d = 100000
Colour of cover	Transparent
Torque value	0,8 N.m
Net weight	0,019 kg
Device presentation	Complete product

## Environment

Vibration resistance	3 gn +/- 0.75 mm 10...150 Hz)in operation 5 gn +/- 0.75 mm 10...150 Hz)not in operation
IP degree of protection	IP40
Shock resistance	20 gn in operation 100 gn not in operation
Protection category	RT I
Standards	UL 508 IEC 61810-1 CSA C22.2 No 14
Product certifications	CE CSA EAC UL China RoHS RoHS REACH
Pollution degree	2
Overvoltage category	III
Ambient air temperature for storage	-40...85 °C
Ambient air temperature for operation	-40...70 °C
Relative humidity	10...85 %

## Offer Sustainability

Status održive ponude	Proizvod Green Premium
Uredba REACh	 <a href="#">Izjava REACh</a>
REACh, bez SVHC	Da
Direktiva EU RoHS	Proaktivna sukladnost (proizvod izvan zakonskog okvira direktive EU RoHS)  <a href="#">Izjava EU RoHS</a>
Bez otrovnih teških metala	Da
Bez žive	Da
Informacije o RoHS izuzeću	 <a href="#">Da</a>
Propis RoHS za Kinu	 <a href="#">Izjava RoHS Za Kinu</a>
Izjava o očuvanju okoliša	 <a href="#">Ekološki Profil Proizvoda</a>
Profil cirkularnosti	Nema potrebe za specifičnim operacijama recikliranja