

RUMC32B7

univerzalni utični relej – Zelio RUM – 3 C/O –
24 V AC – 10 A - s LED-om



Main

Range of product	Zelio Relay
Series name	Universal
Product or component type	Plug-in relay
Device short name	RUM
Contacts type and composition	3 C/O
[Uc] control circuit voltage	24 V AC
[I]the] conventional enclosed thermal current	10 A -40...55 °C
Status LED	With
Control type	Lockable test button
Utilisation coefficient	20 %

Complementary

Shape of pin	Cylindrical
[Ui] rated insulation voltage	250 V IEC 300 V CSA 300 V UL
[Uimp] rated impulse withstand voltage	4 kV 1.2/50 µs)
Contacts material	AgNi
[Ie] rated operational current	10 A 277 V AC UL 10 A 30 V DC UL 10 A 277 V AC same polarity)CSA 10 A 30 V DC CSA 5 A 250 V AC NC)IEC 5 A 28 V DC NC)IEC 10 A 250 V AC NO)IEC 10 A 28 V DC NO)IEC
Maximum switching voltage	250 V IEC
Resistive rated load	10 A 250 V AC 10 A 28 V DC
Maximum switching capacity	2500 VA/280 W
Minimum switching capacity	170 mW 10 mA, 17 V
Operating rate	<= 18000 cycles/hour no-load <= 1200 cycles/hour under load
Mechanical durability	5000000 cycles
Electrical durability	100000 cycles resistive
Average coil consumption in VA	3 60 Hz
Drop-out voltage threshold	>= 0.15 U _c AC
Operate time	20 ms at nominal voltage
Release time	20 ms at nominal voltage
Average coil resistance	72 Ohm 20 °C +/- 15 %
Rated operational voltage limits	19.2...26.4 V AC
Protection category	RT I
Test levels	Level A
Safety reliability data	B10d = 100000






The information provided in this documentation contains general descriptions and/or technical characteristics of the performance of the products contained herein. This documentation is not intended as a substitute for and is not to be used for determining suitability or reliability of these products for specific user applications. It is the duty of any such user or integrator to perform the appropriate and complete risk analysis, evaluation and testing of the products with respect to the relevant specific application or use thereof. Neither Schneider Electric Industries SAS nor any of its affiliates or subsidiaries shall be responsible or liable for misuse of the information contained herein.

Operating position	Any position
Net weight	0,086 kg
Device presentation	Complete product

Environment

Dielectric strength	1500 V AC between contacts micro disconnection 2500 V AC between coil and contact reinforced 2000 V AC between poles basic
Product certifications	EAC RoHS CSA REACH UL
Standards	EN/IEC 61810-1 CSA C22.2 No 14 UL 508
Ambient air temperature for storage	-40...85 °C
Ambient air temperature for operation	-40...55 °C
Vibration resistance	3 gn +/- 1 mm 10...150 Hz)5 cycles in operation 4 gn +/- 1 mm 10...150 Hz)5 cycles not operating
IP degree of protection	IP40
Shock resistance	10 gn 11 ms) in operation EN/IEC 60068-2-27 10 gn 11 ms) not operating EN/IEC 60068-2-27
Pollution degree	2

Offer Sustainability

Status održive ponude	Proizvod Green Premium
Uredba REACh	 Izjava REACh
REACh, bez SVHC	Da
Direktiva EU RoHS	Proaktivna sukladnost (proizvod izvan zakonskog okvira direktive EU RoHS)  Izjava EU RoHS
Bez otrovnih teških metala	Da
Bez žive	Da
Informacije o RoHS izuzeću	 Da
Propis RoHS za Kinu	 Izjava RoHS Za Kinu
Izjava o očuvanju okoliša	 Ekološki Profil Proizvoda
Profil cirkularnosti	Nema potrebe za specifičnim operacijama recikliranja