

Test disconnect terminal block - PTU 6-T - 3209535

Please be informed that the data shown in this PDF Document is generated from our Online Catalog. Please find the complete data in the user's documentation. Our General Terms of Use for Downloads are valid (<http://phoenixcontact.com/download>)




Test disconnect terminal block, connection method: Push-in connection, Screw connection, cross section: 0.5 mm² - 10 mm², AWG: 20 - 10, width: 8.2 mm, color: gray, mounting: NS 35/7,5, NS 35/15

Your advantages

- ✓ In addition to the testing facility in the double function shaft, all terminal blocks provide an additional test connection
- ✓ The Push-in connection terminal blocks are characterized by the system features of the CLIPLINE complete system and by easy and tool-free wiring of conductors with ferrules or solid conductors
- ✓ The compact design and front connection enable wiring in a confined space
- ✓ The push-in connection is used inside the control cabinet and the universal screw connection is used on the end customer side



Key Commercial Data

| | |
|--------------------------------------|---|
| Packing unit | 1 pc |
| Minimum order quantity | 50 pc |
| GTIN |  4 055626 046617 |
| GTIN | 4055626046617 |
| Weight per Piece (excluding packing) | 23.200 g |
| Custom tariff number | 85369010 |
| Country of origin | China |

Technical data

General

| | |
|-----------------------|-------------------|
| Number of levels | 1 |
| Number of connections | 2 |
| Nominal cross section | 6 mm ² |
| Color | gray |

Test disconnect terminal block - PTU 6-T - 3209535

Technical data

General

| | |
|---|--|
| Insulating material | PA |
| Flammability rating according to UL 94 | V0 |
| Rated surge voltage | 8 kV |
| Degree of pollution | 3 |
| Overvoltage category | III |
| Insulating material group | I |
| Maximum power dissipation for nominal condition | 1.31 W |
| Ambient temperature (operation) | -60 °C ... 85 °C |
| Ambient temperature (storage/transport) | -25 °C ... 55 °C (For a short time, not exceeding 24 h, -60 to +70 °C) |
| Permissible humidity (storage/transport) | 30 % ... 70 % |
| Ambient temperature (assembly) | -5 °C ... 70 °C |
| Ambient temperature (actuation) | -5 °C ... 70 °C |
| Connection method | Push-in connection |
| Connection in acc. with standard | IEC 60947-7-1 |
| Maximum load current | 41 A (with 10 mm ² conductor cross section) |
| Nominal current I _N | 41 A |
| Nominal voltage U _N | 500 V |
| Connection method | Screw connection |
| Connection in acc. with standard | IEC 60947-7-1 |
| Maximum load current | 41 A (with 10 mm ² conductor cross section) |
| Nominal current I _N | 41 A |
| Nominal voltage U _N | 500 V |
| Open side panel | Yes |
| Shock protection test specification | DIN EN 50274 (VDE 0660-514):2002-11 |
| Back of the hand protection | guaranteed |
| Finger protection | guaranteed |
| Result of surge voltage test | Test passed |
| Surge voltage test setpoint | 7.3 kV |
| Result of power-frequency withstand voltage test | Test passed |
| Power frequency withstand voltage setpoint | 1.89 kV |
| Result of the test for mechanical stability of terminal points (5 x conductor connection) | Test passed |
| Result of bending test | Test passed |
| Bending test rotation speed | 10 rpm |
| Bending test turns | 135 |
| Bending test conductor cross section/weight | 0.5 mm ² / 0.3 kg |
| | 6 mm ² / 1.4 kg |

Test disconnect terminal block - PTU 6-T - 3209535

Technical data

General

| | |
|---|--|
| | 10 mm ² / 2 kg |
| Tensile test result | Test passed |
| Conductor cross section tensile test | 0.5 mm ² |
| Tractive force setpoint | 10 N |
| Conductor cross section tensile test | 6 mm ² |
| Tractive force setpoint | 60 N |
| Conductor cross section tensile test | 10 mm ² |
| Tractive force setpoint | 80 N |
| Result of tight fit on support | Test passed |
| Tight fit on carrier | NS 35 |
| Setpoint | 1 N |
| Result of voltage-drop test | Test passed |
| Requirements, voltage drop | ≤ 6,4 mV |
| Result of temperature-rise test | Test passed |
| Short circuit stability result | Test passed |
| Conductor cross section short circuit testing | 6 mm ² |
| Short-time current | 0.72 kA |
| Result of aging test | Test passed |
| Ageing test for screwless modular terminal block temperature cycles | 192 |
| Result of thermal test | Test passed |
| Proof of thermal characteristics (needle flame) effective duration | 30 s |
| Oscillation, broadband noise test result | Test passed |
| Test specification, oscillation, broadband noise | DIN EN 50155 (VDE 0115-200):2008-03 |
| Test spectrum | Service life test category 2, bogie-mounted |
| Test frequency | f ₁ = 5 Hz to f ₂ = 250 Hz |
| ASD level | 6.12 (m/s ²) ² /Hz |
| Acceleration | 3.12 g |
| Test duration per axis | 5 h |
| Test directions | X-, Y- and Z-axis |
| Shock test result | Test passed |
| Test specification, shock test | DIN EN 50155 (VDE 0115-200):2008-03 |
| Shock form | Half-sine |
| Acceleration | 30g |
| Shock duration | 18 ms |
| Number of shocks per direction | 3 |
| Test directions | X-, Y- and Z-axis (pos. and neg.) |
| Relative insulation material temperature index (Elec., UL 746 B) | 130 °C |

Test disconnect terminal block - PTU 6-T - 3209535

Technical data

General

| | |
|---|-------------|
| Temperature index of insulation material (DIN EN 60216-1 (VDE 0304-21)) | 125 °C |
| Static insulating material application in cold | -60 °C |
| Surface flammability NFPA 130 (ASTM E 162) | passed |
| Specific optical density of smoke NFPA 130 (ASTM E 662) | passed |
| Smoke gas toxicity NFPA 130 (SMP 800C) | passed |
| Calorimetric heat release NFPA 130 (ASTM E 1354) | 27,5 MJ/kg |
| Fire protection for rail vehicles (DIN EN 45545-2) R22 | HL 1 - HL 3 |
| Fire protection for rail vehicles (DIN EN 45545-2) R23 | HL 1 - HL 3 |
| Fire protection for rail vehicles (DIN EN 45545-2) R24 | HL 1 - HL 3 |
| Fire protection for rail vehicles (DIN EN 45545-2) R26 | HL 1 - HL 3 |

Dimensions

| | |
|------------------|---------|
| Width | 8.2 mm |
| Length | 73.9 mm |
| Height NS 35/7,5 | 48 mm |
| Height NS 35/15 | 55.5 mm |
| End cover width | 2.2 mm |

Connection data

| | |
|--|---------------------|
| Connection method | Push-in connection |
| Connection in acc. with standard | IEC 60947-7-1 |
| Disconnect element | M3 0.5 Nm 0.6 Nm |
| Stripping length | 10 mm ... 12 mm |
| Conductor cross section solid min. | 0.5 mm ² |
| Conductor cross section solid max. | 10 mm ² |
| Conductor cross section AWG min. | 20 |
| Conductor cross section AWG max. | 8 |
| Conductor cross section flexible min. | 0.5 mm ² |
| Conductor cross section flexible max. | 6 mm ² |
| Min. AWG conductor cross section, flexible | 20 |
| Max. AWG conductor cross section, flexible | 10 |
| Conductor cross section flexible, with ferrule without plastic sleeve min. | 0.5 mm ² |
| Conductor cross section flexible, with ferrule without plastic sleeve max. | 6 mm ² |
| Conductor cross section flexible, with ferrule with plastic sleeve min. | 0.5 mm ² |
| Conductor cross section flexible, with ferrule with plastic sleeve max. | 6 mm ² |
| Conductor cross section flexible, with TWIN ferrule min. | 0.5 mm ² |
| Conductor cross section flexible, with TWIN ferrule max. | 1.5 mm ² |
| Two conductors with the same cross section, flexible, with TWIN ferrules, with plastic sleeve, minimum | 0.5 mm ² |

Test disconnect terminal block - PTU 6-T - 3209535

Technical data

Connection data

| | |
|--|--------------------------------------|
| Two conductors with the same cross section, flexible, with TWIN ferrules, with plastic sleeve, maximum | 1.5 mm ² |
| Connection cross sections directly pluggable | 1 mm ² 10 mm ² |
| Conductor cross section solid min. | 1 mm ² |
| Conductor cross section solid max. | 10 mm ² |
| Conductor cross section flexible, with ferrule with plastic sleeve min. | 1 mm ² |
| Conductor cross section flexible, with ferrule with plastic sleeve max. | 6 mm ² |
| Conductor cross section flexible, with ferrule without plastic sleeve min. | 1 mm ² |
| Conductor cross section flexible, with ferrule without plastic sleeve max. | 6 mm ² |
| Conductor cross section flexible, with TWIN ferrule min. | 0.5 mm ² |
| Conductor cross section flexible, with TWIN ferrule max. | 1.5 mm ² |
| Internal cylindrical gage | A5 |
| Connection method | Screw connection |
| Connection in acc. with standard | IEC 60947-7-1 |
| Screw thread | M4 |
| Tightening torque, min | 1.5 Nm |
| Tightening torque max | 1.8 Nm |
| Conductor cross section solid min. | 0.5 mm ² |
| Conductor cross section solid max. | 10 mm ² |
| Conductor cross section AWG min. | 20 |
| Conductor cross section AWG max. | 6 |
| Conductor cross section flexible min. | 0.5 mm ² |
| Conductor cross section flexible max. | 6 mm ² |
| Min. AWG conductor cross section, flexible | 10 |
| Max. AWG conductor cross section, flexible | 8 |
| Conductor cross section flexible, with ferrule without plastic sleeve min. | 0.5 mm ² |
| Conductor cross section flexible, with ferrule without plastic sleeve max. | 6 mm ² |
| Conductor cross section flexible, with ferrule with plastic sleeve min. | 0.5 mm ² |
| Conductor cross section flexible, with ferrule with plastic sleeve max. | 6 mm ² |
| 2 conductors with same cross section, solid min. | 0.5 mm ² |
| 2 conductors with same cross section, solid max. | 2.5 mm ² |
| 2 conductors with same cross section, stranded min. | 0.5 mm ² |
| 2 conductors with same cross section, stranded max. | 2.5 mm ² |
| Two conductors with the same cross section, flexible, with TWIN ferrules, with plastic sleeve, minimum | 0.5 mm ² |
| Two conductors with the same cross section, flexible, with TWIN ferrules, with plastic sleeve, maximum | 4 mm ² |

Standards and Regulations

Test disconnect terminal block - PTU 6-T - 3209535

Technical data

Standards and Regulations

| | |
|--|---------------|
| Connection in acc. with standard | IEC 60947-7-1 |
| | IEC 60947-7-1 |
| Flammability rating according to UL 94 | V0 |

Environmental Product Compliance

| | |
|------------|---|
| REACH SVHC | Lead 7439-92-1 |
| China RoHS | Environmentally Friendly Use Period = 50 years |
| | For details about hazardous substances go to tab "Downloads", Category "Manufacturer's declaration" |

Drawings

Circuit diagram



Classifications

eCl@ss

| | |
|---------------|----------|
| eCl@ss 10.0.1 | 27141126 |
| eCl@ss 5.0 | 27141100 |
| eCl@ss 5.1 | 27141100 |
| eCl@ss 6.0 | 27141100 |
| eCl@ss 7.0 | 27141126 |
| eCl@ss 8.0 | 27141126 |
| eCl@ss 9.0 | 27141126 |

ETIM

| | |
|----------|----------|
| ETIM 4.0 | EC000902 |
| ETIM 5.0 | EC000902 |
| ETIM 6.0 | EC000902 |
| ETIM 7.0 | EC000902 |

UNSPSC

| | |
|-------------|----------|
| UNSPSC 13.2 | 39121410 |
| UNSPSC 18.0 | 39121410 |

Test disconnect terminal block - PTU 6-T - 3209535

Classifications

UNSPSC

| | |
|-------------|----------|
| UNSPSC 19.0 | 39121410 |
| UNSPSC 20.0 | 39121410 |
| UNSPSC 21.0 | 39121410 |

Approvals

Approvals


Approvals

EAC / EAC / EAC

Ex Approvals

Approval details

| | | |
|-----|---|---------------|
| EAC |  | EAC-Zulassung |
|-----|---|---------------|

| | | |
|-----|---|--------------------------|
| EAC |  | RU C- DE.AI30.B.01102 |
|-----|---|--------------------------|

| | | |
|-----|---|--------------------------|
| EAC |  | RU C- DE.BL08.B.00644 |
|-----|---|--------------------------|

Accessories

Accessories

DIN rail

DIN rail perforated - NS 35/ 7,5 PERF 2000MM - 0801733



DIN rail perforated, Standard profile, width: 35 mm, height: 7.5 mm, acc. to EN 60715, material: Steel, galvanized, passivated with a thick layer, length: 2000 mm, color: silver

Test disconnect terminal block - PTU 6-T - 3209535

Accessories

DIN rail, unperforated - NS 35/ 7,5 UNPERF 2000MM - 0801681



DIN rail, unperforated, Standard profile, width: 35 mm, height: 7.5 mm, acc. to EN 60715, material: Steel, galvanized, passivated with a thick layer, length: 2000 mm, color: silver

DIN rail perforated - NS 35/ 7,5 WH PERF 2000MM - 1204119



DIN rail perforated, Standard profile, width: 35 mm, height: 7.5 mm, acc. to EN 60715, material: Steel, Galvanized, white passivated, length: 2000 mm, color: silver

DIN rail, unperforated - NS 35/ 7,5 WH UNPERF 2000MM - 1204122



DIN rail, unperforated, Standard profile, width: 35 mm, height: 7.5 mm, acc. to EN 60715, material: Steel, Galvanized, white passivated, length: 2000 mm, color: silver

DIN rail, unperforated - NS 35/ 7,5 AL UNPERF 2000MM - 0801704



DIN rail, unperforated, Standard profile, width: 35 mm, height: 7.5 mm, acc. to EN 60715, material: Aluminum, uncoated, length: 2000 mm, color: silver

DIN rail perforated - NS 35/ 7,5 ZN PERF 2000MM - 1206421



DIN rail perforated, Standard profile, width: 35 mm, height: 7.5 mm, acc. to EN 60715, material: Steel, galvanized, length: 2000 mm, color: silver

Test disconnect terminal block - PTU 6-T - 3209535

Accessories

DIN rail, unperforated - NS 35/ 7,5 ZN UNPERF 2000MM - 1206434



DIN rail, unperforated, Standard profile, width: 35 mm, height: 7.5 mm, acc. to EN 60715, material: Steel, galvanized, length: 2000 mm, color: silver

DIN rail, unperforated - NS 35/ 7,5 CU UNPERF 2000MM - 0801762



DIN rail, unperforated, Standard profile, width: 35 mm, height: 7.5 mm, acc. to EN 60715, material: Copper, uncoated, length: 2000 mm, color: copper-colored

End cap - NS 35/ 7,5 CAP - 1206560



DIN rail end piece, for DIN rail NS 35/7.5

DIN rail perforated - NS 35/15 PERF 2000MM - 1201730



DIN rail perforated, Standard profile, width: 35 mm, height: 15 mm, similar to EN 60715, material: Steel, galvanized, passivated with a thick layer, length: 2000 mm, color: silver

DIN rail, unperforated - NS 35/15 UNPERF 2000MM - 1201714



DIN rail, unperforated, Standard profile, width: 35 mm, height: 15 mm, similar to EN 60715, material: Steel, galvanized, passivated with a thick layer, length: 2000 mm, color: silver

Test disconnect terminal block - PTU 6-T - 3209535

Accessories

DIN rail perforated - NS 35/15 WH PERF 2000MM - 0806602



DIN rail perforated, Standard profile, width: 35 mm, height: 15 mm, similar to EN 60715, material: Steel, Galvanized, white passivated, length: 2000 mm, color: silver

DIN rail, unperforated - NS 35/15 WH UNPERF 2000MM - 1204135



DIN rail, unperforated, Standard profile, width: 35 mm, height: 15 mm, similar to EN 60715, material: Steel, Galvanized, white passivated, length: 2000 mm, color: silver

DIN rail, unperforated - NS 35/15 AL UNPERF 2000MM - 1201756



DIN rail, unperforated, Standard profile, width: 35 mm, height: 15 mm, similar to EN 60715, material: Aluminum, uncoated, length: 2000 mm, color: silver

DIN rail perforated - NS 35/15 ZN PERF 2000MM - 1206599



DIN rail perforated, Standard profile, width: 35 mm, height: 15 mm, similar to EN 60715, material: Steel, galvanized, length: 2000 mm, color: silver

DIN rail, unperforated - NS 35/15 ZN UNPERF 2000MM - 1206586



DIN rail, unperforated, Standard profile, width: 35 mm, height: 15 mm, similar to EN 60715, material: Steel, galvanized, length: 2000 mm, color: silver

Test disconnect terminal block - PTU 6-T - 3209535

Accessories

DIN rail, unperforated - NS 35/15 CU UNPERF 2000MM - 1201895



DIN rail, unperforated, Standard profile, width: 35 mm, height: 15 mm, similar to EN 60715, material: Copper, uncoated, length: 2000 mm, color: copper-colored

End cap - NS 35/15 CAP - 1206573



DIN rail end piece, for DIN rail NS 35/15


DIN rail, unperforated - NS 35/15-2,3 UNPERF 2000MM - 1201798



DIN rail, unperforated, Standard profile 2.3 mm, width: 35 mm, height: 15 mm, acc. to EN 60715, material: Steel, galvanized, passivated with a thick layer, length: 2000 mm, color: silver

Documentation

Mounting material - PT-IL - 3208090



Operating decal for the push-in Technology

End block

End clamp - CLIPFIX 35 - 3022218



Quick mounting end clamp for NS 35/7,5 DIN rail or NS 35/15 DIN rail, with marking option, width: 9.5 mm, color: gray

Test disconnect terminal block - PTU 6-T - 3209535

Accessories

End clamp - CLIPFIX 35-5 - 3022276



Quick mounting end clamp for NS 35/7,5 DIN rail or NS 35/15 DIN rail, with marking option, with parking option for FBS...5, FBS...6, KSS 5, KSS 6, width: 5.15 mm, color: gray

End clamp - E/NS 35 N - 0800886



End clamp, width: 9.5 mm, color: gray

End cover

End cover - D-PTU 6-T - 3209533



End cover, length: 73.9 mm, width: 2.2 mm, height: 40 mm, color: gray

Insertion bridge

Insertion bridge - EB 2- 8 - 0202154



Insertion bridge, pitch: 8 mm, number of positions: 2, color: gray

Test disconnect terminal block - PTU 6-T - 3209535

Accessories

Insertion bridge - EB 3- 8 - 0202141



Insertion bridge, pitch: 8 mm, number of positions: 3, color: gray

Insertion bridge - EB 4- 8 - 0202142



Insertion bridge, pitch: 8 mm, number of positions: 4, color: gray

Insertion bridge - EB 10- 8 - 0202138



Insertion bridge, pitch: 8 mm, number of positions: 10, color: gray

Insertion bridge - EB 1/3/5/7-8 - 3072340



Insertion bridge, pitch: 16.4 mm, length: 24 mm, width: 55.4 mm, number of positions: 4, pin assignment: 1, 3, 5, 7, color: gray

Insertion bridge - EB 1/3/5-8 - 3072341



Insertion bridge, pitch: 16.4 mm, length: 24 mm, width: 39 mm, number of positions: 3, pin assignment: 1,3,5, color: gray

Insulating sleeve

Test disconnect terminal block - PTU 6-T - 3209535

Accessories

Insulating sleeve - MPS-IH WH - 0201663

Insulating sleeve, color: white



Insulating sleeve - MPS-IH RD - 0201676

Insulating sleeve, color: red



Insulating sleeve - MPS-IH BU - 0201689

Insulating sleeve, color: blue



Insulating sleeve - MPS-IH YE - 0201692

Insulating sleeve, color: yellow



Insulating sleeve - MPS-IH GN - 0201702

Insulating sleeve, color: green



Test disconnect terminal block - PTU 6-T - 3209535

Accessories

Insulating sleeve - MPS-IH GY - 0201728

Insulating sleeve, color: gray



Insulating sleeve - MPS-IH BK - 0201731

Insulating sleeve, color: black



Labeled terminal marker

Zack Marker strip, flat - ZBF 8 CUS - 0825030



Zack Marker strip, flat, can be ordered: Strip, white, labeled according to customer specifications, mounting type: snap into flat marker groove, for terminal block width: 8 mm, lettering field size: 5.15 x 8.15 mm, Number of individual labels: 10

Zack Marker strip, flat - ZBF 8,LGS:FORTL.ZAHLEN - 0808804



Zack Marker strip, flat, Strip, white, labeled, printed horizontally: consecutive numbers 1 ... 10, 11 ... 20, etc. up to 101 ... 110, mounting type: snap into flat marker groove, for terminal block width: 8 mm, lettering field size: 5.15 x 8.15 mm, Number of individual labels: 10

Marker for terminal blocks - UC-TMF 8 CUS - 0824654



Marker for terminal blocks, can be ordered: by sheet, white, labeled according to customer specifications, mounting type: snap into flat marker groove, for terminal block width: 8.2 mm, lettering field size: 7.6 x 5.1 mm, Number of individual labels: 56

Test disconnect terminal block - PTU 6-T - 3209535

Accessories

Marker for terminal blocks - UCT-TMF 8 CUS - 0829672



Marker for terminal blocks, can be ordered: by sheet, white, labeled according to customer specifications, mounting type: snap into flat marker groove, for terminal block width: 8.2 mm, lettering field size: 7.4 x 4.7 mm, Number of individual labels: 42

Zack marker strip - ZB 8 CUS - 0825011



Zack marker strip, can be ordered: Strip, white, labeled according to customer specifications, mounting type: snap into tall marker groove, for terminal block width: 8.2 mm, lettering field size: 10.5 x 8.15 mm, Number of individual labels: 10

Marker for terminal blocks - UC-TM 8 CUS - 0824597



Marker for terminal blocks, can be ordered: by sheet, white, labeled according to customer specifications, mounting type: snap into tall marker groove, for terminal block width: 8.2 mm, lettering field size: 7.6 x 10.5 mm, Number of individual labels: 56

Marker for terminal blocks - UCT-TM 8 CUS - 0829616



Marker for terminal blocks, can be ordered: by sheet, white, labeled according to customer specifications, mounting type: snap into tall marker groove, for terminal block width: 8.2 mm, lettering field size: 7.6 x 10.5 mm, Number of individual labels: 42

Zack marker strip - ZB 8,LGS:FORTL.ZAHLEN - 1052015



Zack marker strip, Strip, white, labeled, can be labeled with: CMS-P1-PLOTTER, printed horizontally: consecutive numbers 1 ... 10, 11 ... 20, etc. up to 91 ... 100, mounting type: snap into tall marker groove, for terminal block width: 8.2 mm, lettering field size: 10.5 x 8.15 mm, Number of individual labels: 10

Test disconnect terminal block - PTU 6-T - 3209535

Accessories

Zack marker strip - ZB 8,QR:FORTL.ZAHLEN - 1052028



Zack marker strip, Strip, white, labeled, can be labeled with: CMS-P1-PLOTTER, Printed vertically: consecutive numbers 1 ... 10, 11 ... 20, etc. up to 91 ... 100, mounting type: snap into tall marker groove, for terminal block width: 8.2 mm, lettering field size: 10.5 x 8.15 mm, Number of individual labels: 10

Marker for terminal blocks - ZB 8,LGS:L1-N,PE - 1052413



Marker for terminal blocks, Strip, white, labeled, can be labeled with: CMS-P1-PLOTTER, Horizontal: L1, L2, L3, N, PE, L1, L2, L3, N, PE, mounting type: snap into tall marker groove, for terminal block width: 8.2 mm, lettering field size: 10.5 x 8.15 mm, Number of individual labels: 10

Marker carriers

Group marker label for terminal marking - GBS-ZB/26X6 - 0809298



Group marking label, snaps onto terminal center for screw, spring-cage and quick connection terminal blocks, labeled with ESL 26x6 mm or EST 25x6 mm, in the foot part with Zack marker strip, length: 29 mm

Marker carriers - CARRIER-TM 300 - 0828282



Marker carriers, gray, unlabeled, mounting type: snap into flat marker groove, lettering field size: 10.5 x 300 mm

Partition plate

Partition plate - ATP-URTK/SP - 0311139



Partition plate, length: 99 mm, width: 2 mm, height: 64 mm, color: gray

Test disconnect terminal block - PTU 6-T - 3209535

Accessories

Separating plate - TS-UK 6-T - 3072820



Separating plate, length: 66.5 mm, width: 1 mm, height: 62.5 mm, color: gray

Spacer plate - DP PS-8 - 3036741



Spacer plate, length: 22.4 mm, width: 8.2 mm, height: 29 mm, number of positions: 1, color: red

Planning and marking software

Software - CLIP-PROJECT ADVANCED - 5146040



Multilingual software for convenient configuration of Phoenix Contact products on standard DIN rails.

Software - CLIP-PROJECT PROFESSIONAL - 5146053



Multilingual software for terminal strip configuration. A marking module enables the professional marking of markers and labels for identifying terminal blocks, conductors and cables, and devices.

Screw bridge

Test disconnect terminal block - PTU 6-T - 3209535

Accessories

Isolator bridge bar - SCBI 10-8,15 ISO - 3000417



Isolator bridge bar, for switchable cross bridges, with insulating collar, pitch: 8.2 mm, number of positions: 10, color: silver

Screw bridge - SCBI 10-8,15 - 3245134



Screw bridge, with insulating collar, pitch: 8.2 mm, number of positions: 10, color: silver

Screwdriver tools

Screwdriver - SZS 1,0X4,0 VDE - 1205066



Screwdriver, slot-headed, VDE insulated, size: 1.0 x 4.0 x 100 mm, 2-component grip, with non-slip grip

Short-circuit connector

Short-circuit connector - KSS 8 - 0311540



Short-circuit connector, pitch: 8 mm, number of positions: 2, color: black

Short-circuit connector - KSS 4- 8 - 0309549



Short-circuit connector, pitch: 8 mm, number of positions: 4, color: black

Test disconnect terminal block - PTU 6-T - 3209535

Accessories

Short-circuit connector - KSSI 2-8 - 3000722



Short-circuit connector, pitch: 8 mm, length: 11 mm, width: 16.2 mm, number of positions: 2, color: black

Short-circuit connector - KSSI 4-8 - 3000735



Short-circuit connector, pitch: 8 mm, number of positions: 4, color: black

Terminal marking

Group marker label for terminal marking - GBS 5-25X12 - 0810588



Group marker label, snaps onto terminal center for screw, spring-cage and quick connection terminal blocks, labeled with a 25 x 12 mm label or manually with the B-STIFT, in the foot part with ZB 5

Zack Marker strip, flat - ZBF 8:UNBEDRUCKT - 0808781



Zack Marker strip, flat, Strip, white, unlabeled, can be labeled with: PLOTMARK, CMS-P1-PLOTTER, mounting type: snap into flat marker groove, for terminal block width: 8 mm, lettering field size: 5.15 x 8.15 mm, Number of individual labels: 10

Marker for terminal blocks - UC-TMF 8 - 0818137



Marker for terminal blocks, Sheet, white, unlabeled, can be labeled with: BLUEMARK ID COLOR, BLUEMARK ID, BLUEMARK CLED, PLOTMARK, CMS-P1-PLOTTER, mounting type: snap into flat marker groove, for terminal block width: 8.2 mm, lettering field size: 7.6 x 5.1 mm, Number of individual labels: 56

Test disconnect terminal block - PTU 6-T - 3209535

Accessories

Marker for terminal blocks - UCT-TMF 8 - 0828748



Marker for terminal blocks, Sheet, white, unlabeled, can be labeled with: TOPMARK NEO, TOPMARK LASER, BLUEMARK ID COLOR, BLUEMARK ID, BLUEMARK CLED, THERMOMARK PRIME, THERMOMARK CARD 2.0, THERMOMARK CARD, mounting type: snap into flat marker groove, for terminal block width: 8.2 mm, lettering field size: 7.4 x 4.7 mm, Number of individual labels: 42

Zack marker strip - ZB 8:UNBEDRUCKT - 1052002



Zack marker strip, Strip, white, unlabeled, can be labeled with: CMS-P1-PLOTTER, PLOTMARK, mounting type: snap into tall marker groove, for terminal block width: 8.2 mm, lettering field size: 10.5 x 8.15 mm, Number of individual labels: 10

Marker for terminal blocks - UC-TM 8 - 0818072



Marker for terminal blocks, Sheet, white, unlabeled, can be labeled with: BLUEMARK ID COLOR, BLUEMARK ID, BLUEMARK CLED, PLOTMARK, CMS-P1-PLOTTER, mounting type: snap into tall marker groove, for terminal block width: 8.2 mm, lettering field size: 7.6 x 10.5 mm, Number of individual labels: 56

Marker for terminal blocks - UCT-TM 8 - 0828740



Marker for terminal blocks, Sheet, white, unlabeled, can be labeled with: TOPMARK NEO, TOPMARK LASER, BLUEMARK ID COLOR, BLUEMARK ID, BLUEMARK CLED, THERMOMARK PRIME, THERMOMARK CARD 2.0, THERMOMARK CARD, mounting type: snap into tall marker groove, for terminal block width: 8.2 mm, lettering field size: 7.6 x 10.5 mm, Number of individual labels: 42

Test plug terminal block

Female test connector - PSBJ 6-T GY - 3070316



Female test connector, color: gray

Test disconnect terminal block - PTU 6-T - 3209535

Accessories

Female test connector - PSBJ 6-T BN - 3070317



Female test connector, color: brown

Female test connector - PSBJ 6-T BK - 3070318



Female test connector, color: black

Female test connector - PSBJ 6-T RD - 3070319



Female test connector, color: red

Female test connector - PSBJ 6-T OG - 3070320



Female test connector, color: orange

Female test connector - PSBJ 6-T WH - 3070324



Female test connector, color: white

Test disconnect terminal block - PTU 6-T - 3209535

Accessories

Female test connector - PSBJ 6-T YE - 3070326



Female test connector, color: yellow

Female test connector - PSBJ 6-T GN - 3070327



Female test connector, color: green

Female test connector - PSBJ 6-T VT - 3070328



Female test connector, color: violet

Female test connector - PSBJ 6-T BU - 3070329



Female test connector, color: blue

Test plugs - PS-8 - 3031005



Test plugs, Modular test plug, color: red

Test disconnect terminal block - PTU 6-T - 3209535

Accessories

Test plugs - PS-8/2,3MM RD - 3048564



Test plugs, color: red

Test plugs - MPS-MT/ 4MM - 3048577



Test plugs, with solder connection up to 1 mm² conductor cross section, color: silver

Test socket

Female test connector - TPS 3/20/5 - 3246586



Female test connector, for 4 mm test plugs, for screwing into the bridge shaft, color: silver