

Single relay - REL-IR-BL/L- 24AC/4X21 - 1109563

Please be informed that the data shown in this PDF Document is generated from our Online Catalog. Please find the complete data in the user's documentation. Our General Terms of Use for Downloads are valid (<http://phoenixcontact.com/download>)



Plug-in industrial relay in basic design with power contacts, 4 changeover contacts, test button, status LED, mechanical switch position indicator, input voltage: 24 V AC

Key Commercial Data

Packing unit	10 pc
GTIN	
GTIN	4063151021085
Weight per Piece (excluding packing)	32.000 g
Custom tariff number	85364900
Country of origin	Austria

Technical data

Note

Type of note	Notes on operation
Note	Do not connect adjacent channels to SELV/ PELV and voltages dangerous to the touch.
Type of note	Notes on operation
Note	The outputs are not suitable for switching different outer conductors.
Type of note	Notes on operation
Note	Do not use to separate SELV / PELV circuits from other circuits, because safe isolation is not guaranteed.

Dimensions

Width	22.5 mm
Height	28 mm
Depth	35.5 mm

Ambient conditions

Ambient temperature (operation)	-40 °C ... 70 °C
Ambient temperature (storage/transport)	-40 °C ... 70 °C
Maximum altitude	≤ 2000 m
Degree of protection	RT II
	≥ IP54 (Installation location)

Single relay - REL-IR-BL/L- 24AC/4X21 - 1109563

Technical data

Coil side

Nominal input voltage U_N	24 V AC
Mains frequency	50/60 Hz
Typical input current at U_N	45 mA (50 Hz)
Typical response time	5 ms ... 15 ms
Typical release time range	5 ms ... 20 ms
Coil voltage	24 V AC
Status display	Yellow LED
Coil resistance	192 Ω \pm 10 %

Contact side

Contact type	4 PDTs
Type of switch contact	Single contact
Contact material	AgNi
Maximum switching voltage	250 V AC/DC
Minimum switching voltage	12 V (10 mA)
Min. switching current	10 mA (12 V)
Maximum inrush current	12 A (20 ms, N/O contacts)
Limiting continuous current	6 A
Interrupting rating (ohmic load) max.	144 W (24 V DC)
	130 W (48 V DC)
	90 W (60 V DC)
	66 W (110 V DC)
	88 W (220 V DC)
	1500 VA (250 V AC)
Switching capacity min.	120 mW

General

Test voltage relay winding/relay contact	2.5 kV _{rms} (50 Hz, 1 min.)
Test voltage PDT/PDT	2 kV _{rms} (50 Hz, 1 min.)
Operating mode	100% operating factor
Mechanical service life	2x 10 ⁷ cycles
Service life, electrical	see diagram
Mounting position	any
Assembly instructions	In rows with zero spacing

Standards and Regulations

Designation	Air clearances and creepage distances between coil and contact side
Standards/regulations	EN 61810-1
Rated insulation voltage	250 V AC
Rated surge voltage	5 kV
Insulation	Basic insulation
Pollution degree	2

Single relay - REL-IR-BL/L- 24AC/4X21 - 1109563

Technical data

Standards and Regulations

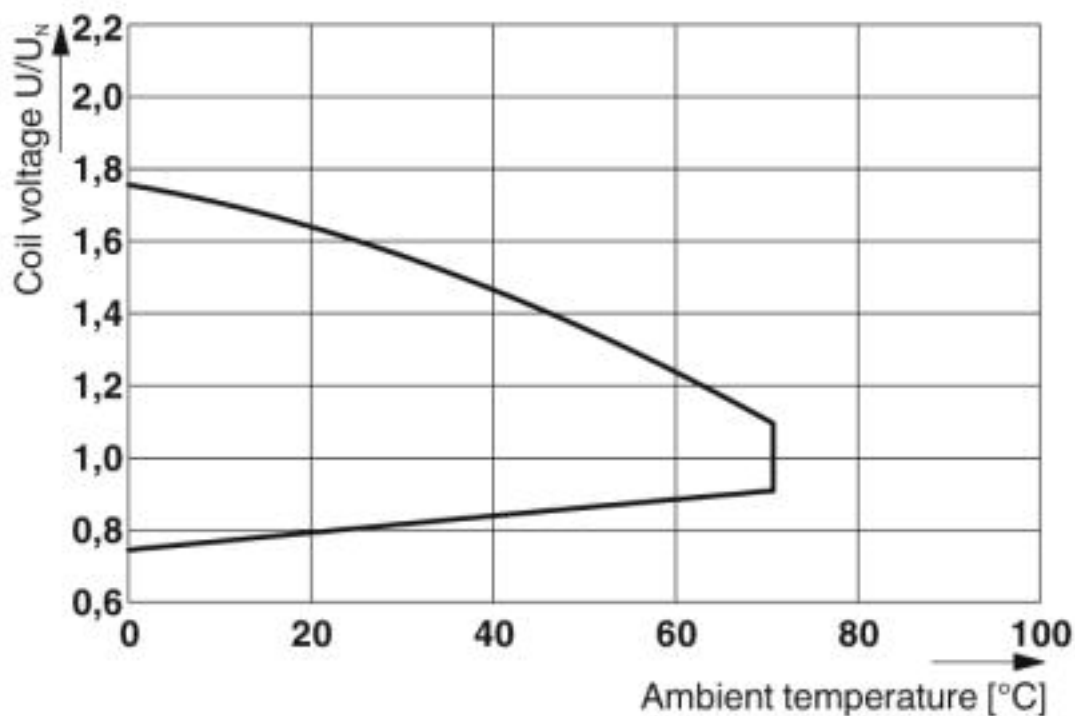
Overvoltage category	III
----------------------	-----

Environmental Product Compliance

China RoHS	Environmentally friendly use period: unlimited = EFUP-e
	No hazardous substances above threshold values

Drawings

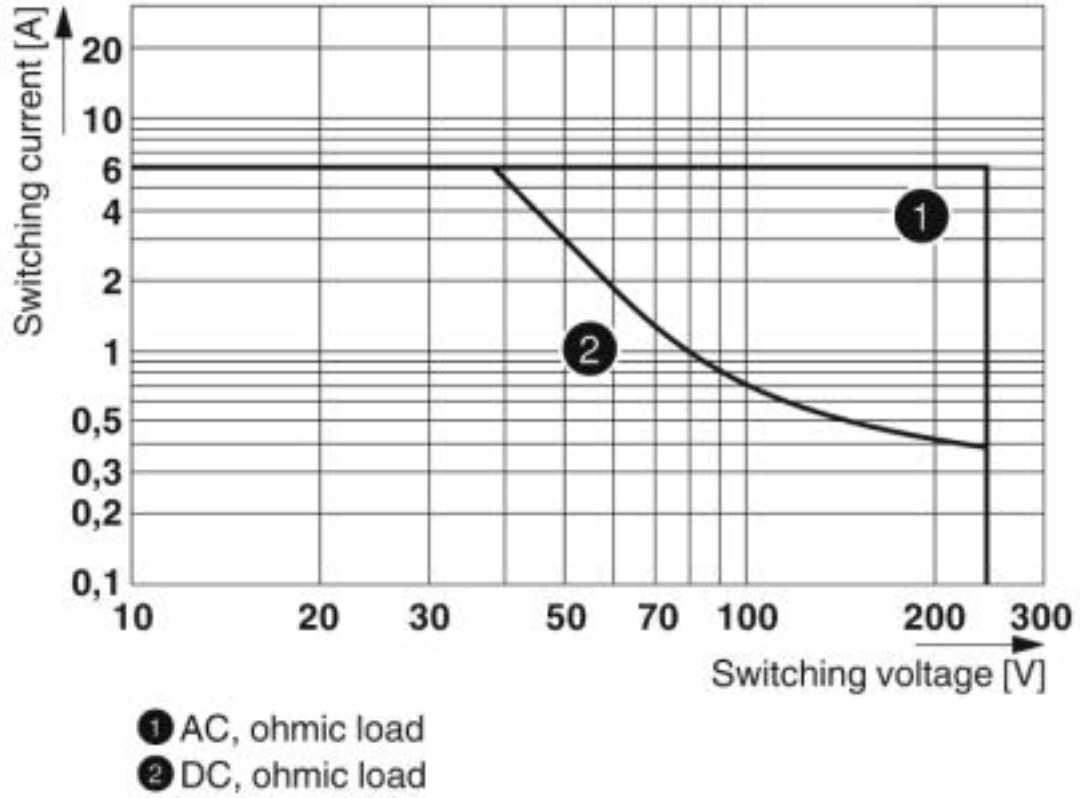
Diagram



Operating voltage range

Single relay - REL-IR-BL/L- 24AC/4X21 - 1109563

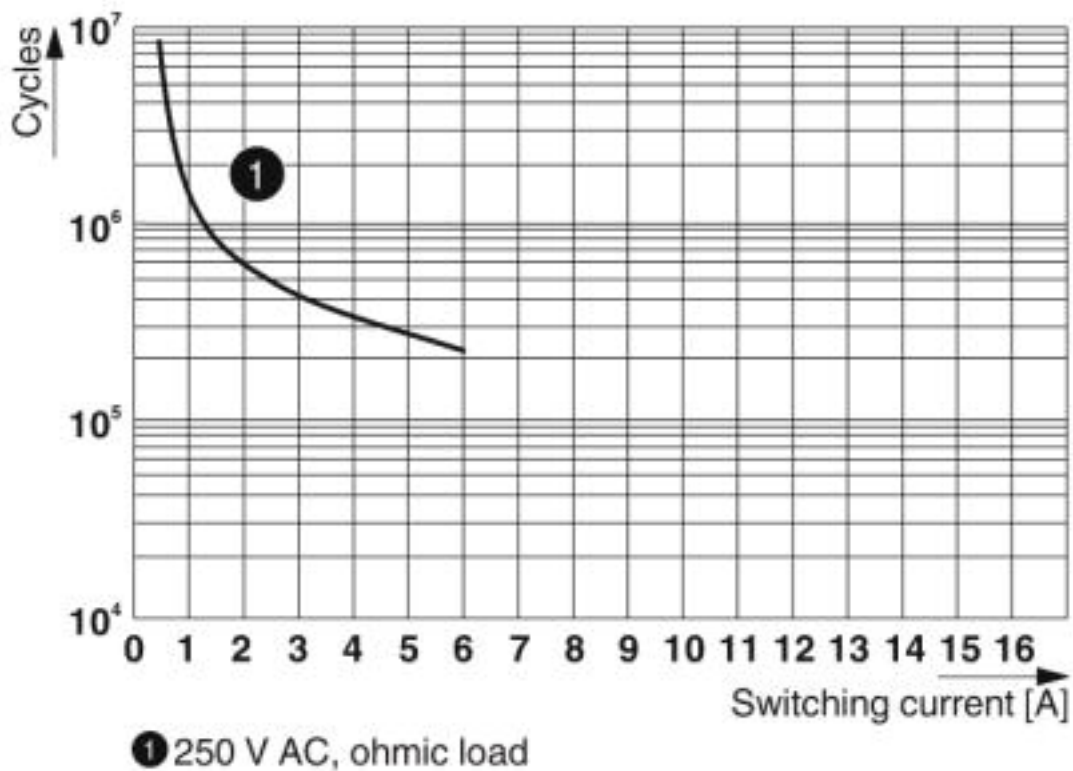
Diagram



Interrupting rating

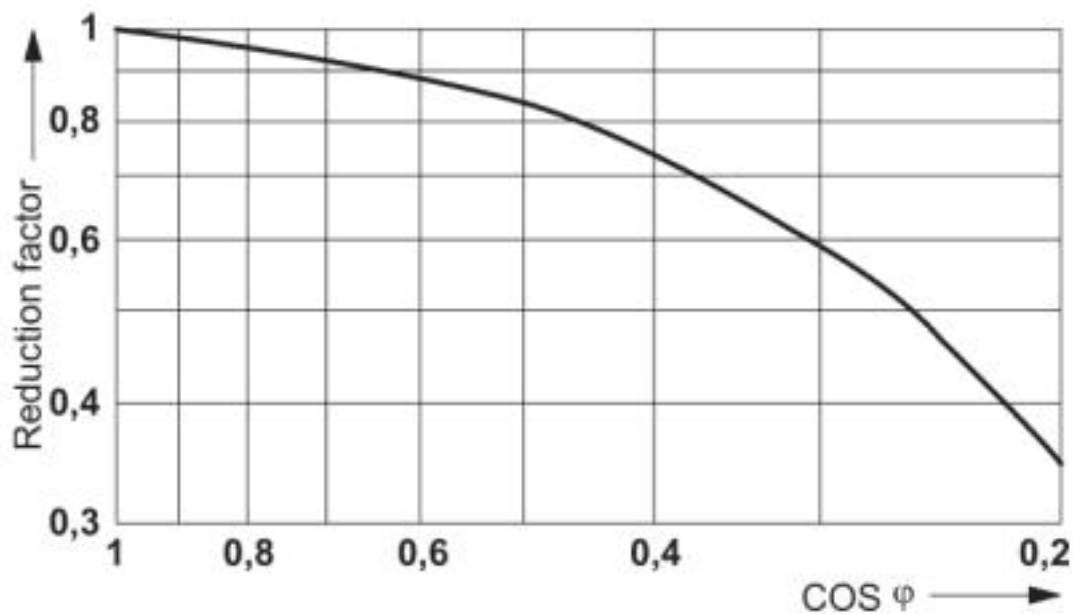
Single relay - REL-IR-BL/L- 24AC/4X21 - 1109563

Diagram



Electrical service life

Diagram



Service life reduction factor

Single relay - REL-IR-BL/L- 24AC/4X21 - 1109563

Classifications

eCl@ss

eCl@ss 8.0	27371601
eCl@ss 9.0	27371601

ETIM

ETIM 5.0	EC001437
----------	----------

Approvals

Approvals

Approvals

UL Recognized / cUL Recognized / cULus Recognized

Ex Approvals

Approval details

UL Recognized		http://database.ul.com/cgi-bin/XYV/template/LISEXT/1FRAME/index.htm	FILE E 228652
---------------	--	---	---------------

cUL Recognized		http://database.ul.com/cgi-bin/XYV/template/LISEXT/1FRAME/index.htm	FILE E 228652
----------------	--	---	---------------

cULus Recognized			
------------------	--	--	--