

Harmony™ Double and Triple- Headed Push Buttons

Catalog

2011





Improved selection, simplicity and robustness

As a world leader in control and signaling components, Schneider Electric continues to innovate within the Harmony ranges to improve the efficiency of your dialog solutions.

Intended for simple applications, the new double and triple-headed push buttons feature extreme robustness, refined ergonomics, and very simple installation.

Contents

- Product advantagesp. 4
- Selection guidep. 5
- References: Harmony XB4, metal bezelp. 6
- References: Harmony XB5, plastic bezelp. 8
- Characteristics and dimensions: Harmony XB4, metal bezelp. 10
- Characteristics and dimensions: Harmony XB5, plastic bezelp. 11
- Substitution table (new/old range) p. 12

Make the most of your energySM



> Discover the solution whatever your application

Complete offer

- Double-headed, double-headed + pilot light, and triple-headed push button versions
- Plastic and metal bezel ranges
- Very flexible offer with complete products as well as sub-assemblies for customer assembly
- Wide choice of push button caps (colors, markings) to meet your requirements



Customization

- Customize the push button by selecting caps with appropriate markings for your specific applications



100%

worldwide availability

> Gain in space and simplicity

Gain space on your control panels

- Up to 3 functions combined in a single product

Simplicity and speed of installation

- Only one Ø 22 mm hole required for installing a product with up to 3 functions
- Only one installer required: non-rotating head in its cut-out
- Fitting and removal of silicone boots without removing the push button (protection against splashing, etc.)

66%

time savings
when installing a
3-function product



> Opt for robust products

Tested and certified performance

- 1 million mechanical operations
- Operation down to -25 °C as standard
- Clear, easy-to-read push button cap markings, which are tamperproof due to the use of double injection molding
- High luminosity LED for versions with pilot light

IP66/ IP69K

High degree of protection as standard (without boot)

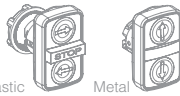



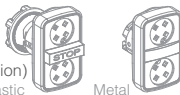



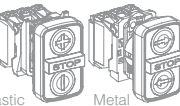

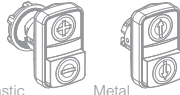


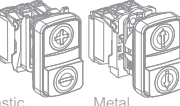


Conformity to the most demanding standards

- EN/IEC 60947-1, EN/IEC 60947-5-1
- EN/IEC 60947-5-4
- UL 508, CSA C22.2 No. 14
- This product is manufactured in conformity with the European RoHS (Restriction of Hazardous Substances) directive

100 % RoHS

Schneider Electric is committed to reducing the environmental impact of its products

> Selection guide

flush pushes	Double-headed push button (XB4/XB5 ranges)	Double-headed push button + 1 clear central pilot light (XB4/XB5 ranges)	Triple-headed push button (XB4/XB5 ranges)
<p>caps only, 1 caps</p>  <p>Plastic Metal</p>			
<p>caps only, 2 caps (out caps customization)</p>  <p>Plastic Metal</p>			
<p>complete ducts</p>  <p>Plastic Metal</p>			
flush push and 1 projecting push			
<p>caps only, 1 caps</p>  <p>Plastic Metal</p>			
<p>complete ducts</p>  <p>Plastic Metal</p>			

Control and signaling units, Ø 22

Harmony™ XB4 metal

Multiple-headed push buttons, spring return



XB4BL73415



ZB4BA7121



ZB4BL7341



XB4BW73731M5



ZB4BW7A1721



ZB4BW7A3741

Double-headed push buttons (1)

Screw clamp terminal connections (Schneider Electric anti-retightening system)

Shape of head	Description	Type of contact		Color and marking of caps (2)	Reference	Weight
						kg
		N/O	N/C			

Complete units

	2 pushes (1 flush black + 1 projecting red)	1	1	White "I" on green background White "O" on red background	XB4BL73415	0.116
--	---	---	---	--	-------------------	-------

Heads only

	2 flush black pushes			White background + black background, unmarked	ZB4BA7120	0.056
				Black "I" on white background White "O" on black background	ZB4BA7121	0.056
				Green background + red background, unmarked	ZB4BA7340	0.056
				White "I" on green background White "O" on red background	ZB4BA7341	0.056
				Without cap (3)	ZB4BA79	0.056

1 flush black push
1 projecting red push

				Green background + red background, unmarked	ZB4BL7340	0.056
				White "I" on green background White "O" on red background	ZB4BL7341	0.056

Double-headed push buttons + 1 white central pilot light block (1)

Screw clamp terminal connections (Schneider Electric anti-retightening system)

Shape of head	Description	Type of contact		Color and marking of caps (2)	Pilot light voltage	Reference	Weight
					V		kg
		N/O	N/C				

Complete units

	1 flush black push 1 projecting red push 1 white central pilot light block	1	1	White "I" on green background White "O" on red background	24	XB4BW73731B5	0.130
					120	XB4BW73731G5	0.130
					240	XB4BW73731M5	0.130

Heads only (5)

	2 flush black pushes 1 clear central pilot light (4)			White background + black background, unmarked		ZB4BW7A1720	0.056
				Black "I" on white background White "O" on black background		ZB4BW7A1721	0.056
				Green background + red background, unmarked		ZB4BW7A3740	0.056
				White "I" on green background White "O" on red background		ZB4BW7A3741	0.056
				Black "†" on white background White "‡" on black background		ZB4BW7A1724	0.056
				Black "+" on white background Black "-" on white background		ZB4BW7A1715	0.056
				Without cap (3)		ZB4BW7A9	0.056

1 flush black push
1 projecting red push
1 clear central pilot light (4)

				Green background + red background, unmarked		ZB4BW7L3740	0.056
				White "I" on green background White "O" on red background		ZB4BW7L3741	0.056

Heads with black metal bezel

To order, add the suffix 7 to the references selected above. Example: **ZB4BA7120** becomes **ZB4BA71207**.

(1) For the recommended maximum number of contacts constituting the body (fixing collar + contact) associated with the head, consult our website at www.Schneider-Electric.com.

(2) These caps are fitted by Schneider Electric and cannot be removed without risk of product damage..

(3) Caps to be ordered separately: see page 7.

(4) Color of centrally positioned pilot light determined by the color of the LED incorporated in the body sub-assembly.

(5) Only for use with bodies that include a Protected LED™ light source.

New

General :
page 3

Characteristics :
page 10

Dimensions :
page 10



XB4BA731327



ZB4BA73133



ZB4BA71124



ZBA7235



ZBA7331



ZBA7432



ZBA709

Triple-headed push buttons ⁽¹⁾ ⁽²⁾

Screw clamp terminal connections (Schneider Electric anti-retightening system)

Shape of head	Description	Type of contact	Color and marking of caps ⁽³⁾	Reference	Weight
					kg

Complete units

	2 flush black pushes + 1 central projecting red push marked "Stop" in white	1	1	1	White "I" on green background White "II" on green background	ZB4BA731327	0.128
					Black "→" on white background White "←" on black background	ZB4BA711237	0.128

Heads only

	2 flush black pushes + 1 central projecting red push marked "Stop" in white				White "I" on green background White "II" on green background	ZB4BA73132	0.056
					White "←" on green background White "→" on green background	ZB4BA73133	0.056
					White "↑" on green background White "↓" on green background	ZB4BA73134	0.056
					White "+" on green background White "-" on green background	ZB4BA73135	0.056
					Black "+" on white background Black "-" on white background	ZB4BA71115	0.056
					Black "→" on white background White "←" on black background	ZB4BA71123	0.056
					Black "↑" on white background White "↓" on black background	ZB4BA71124	0.056
					White "↑" on black background White "↓" on black background	ZB4BA72124	0.056
					Without cap ⁽⁴⁾	ZB4BA791	0.056

Specific accessories for multiple-headed push buttons

Description	Background color	Marking	Sold in lots of	Reference	Weight
Caps only for clip-on mounting on double or triple-headed push buttons ⁽⁵⁾	White	Unmarked	10	ZBA71	0.010
		"I" black	10	ZBA7131	0.010
		"→" black	10	ZBA7134	0.010
		"+" black	10	ZBA7138	0.010
	Black	Unmarked	10	ZBA72	0.010
		"O" white	10	ZBA7232	0.010
		"+" white	10	ZBA7233	0.010
		"→" white	10	ZBA7235	0.010
		"I" white	10	ZBA7237	0.010
		Green	Unmarked	10	ZBA73
		"I" white	10	ZBA7331	0.010
		"+" white	10	ZBA7333	0.010
		"↑" white	10	ZBA7335	0.010
		"II" white	10	ZBA7336	0.010
Red	Unmarked	10	ZBA74	0.010	
	"O" white	10	ZBA7432	0.010	
Yellow	Unmarked	10	ZBA75	0.010	
Blue	Unmarked	10	ZBA76	0.010	
Clear silicone boots ⁽⁶⁾	For 2 flush pushes	–	10	ZBA708	0.055
	For 3 pushes	–	10	ZBA709	0.055
	For 1 flush push + 1 projecting push	–	10	ZBA710	0.055

Heads with black metal bezel

To order, add the suffix 7 to the references selected above.

Example: **ZB4BA73132** becomes **ZB4BA731327**.

⁽¹⁾ For the recommended maximum number of contacts constituting the body (fixing collar + contact) associated with the head, consult our website at www.Schneider-Electric.com.

⁽²⁾ Not compatible with high power switching contacts and contacts for printed circuit board.

⁽³⁾ These caps are fitted by Schneider Electric and cannot be removed without risk of product damage..

⁽⁴⁾ Caps to be ordered separately: see accessories on this page.

⁽⁵⁾ Can be clipped in at 90° steps, through 360°.

⁽⁶⁾ Can be replaced without dismantling the head.

New

Control and signaling units, Ø 22

Harmony™ XB5 plastic

Multiple-headed push buttons, spring return



XB5AL73415



ZB5AA7121



ZB5AL7341



XB5AW73731M5



ZB5AW7A1721



ZB5AW7A3741

Double-headed push buttons ⁽¹⁾

Screw clamp terminal connections (Schneider Electric anti-retightening system)

Shape of head	Description	Type of contact		Color and marking of caps ⁽²⁾	Reference	Weight
						kg
		N/O	N/C			
Complete units						
	2 pushes (1 flush black + 1 projecting red)	1	1	White "I" on green background White "O" on red background	XB5AL73415	0.053
Heads only						
	2 flush black pushes			White background + black background, unmarked	ZB5AA7120	0.023
				Black "I" on white background White "O" on black background	ZB5AA7121	0.023
				Green background + red background, unmarked	ZB5AA7340	0.023
				White "I" on green background White "O" on red background	ZB5AA7341	0.023
				Without cap ⁽³⁾	ZB5AA79	0.023
	1 flush black push 1 projecting red push			Green background + red background, unmarked	ZB5AL7340	0.023
				White "I" on green background White "O" on red background	ZB5AL7341	0.023

Double-headed push buttons + 1 white central pilot light block ⁽¹⁾

Screw clamp terminal connections (Schneider Electric anti-retightening system)

Shape of head	Description	Type of contact		Color and marking of caps ⁽²⁾	Pilot light voltage	Reference	Weight
					V		kg
		N/O	N/C				
Complete units							
	1 flush black push 1 projecting red push 1 white central pilot light block	1	1	White "I" on green background White "O" on red background	24	XB5AW73731B5	0.066
					120	XB5AW73731G5	0.066
					240	XB5AW73731M5	0.066
Heads only ⁽⁵⁾							
	2 flush black pushes 1 clear central pilot light ⁽⁴⁾			White background + black background, unmarked		ZB5AW7A1720	0.023
				Black "I" on white background White "O" on black background		ZB5AW7A1721	0.023
				Green background + red background, unmarked		ZB5AW7A3740	0.023
				White "I" on green background White "O" on red background		ZB5AW7A3741	0.023
				Black "†" on white background White "‡" on black background		ZB5AW7A1724	0.023
				Black "+" on white background Black "-" on white background		ZB5AW7A1715	0.023
				Without cap ⁽³⁾		ZB5AW7A9	0.023
	1 flush black push 1 projecting red push 1 clear central pilot light ⁽⁴⁾			Green background + red background, unmarked		ZB5AW7L3740	0.023
				White "I" on green background White "O" on red background		ZB5AW7L3741	0.023

(1) For the recommended maximum number of contacts constituting the body (fixing collar + contact) associated with the head, consult our website at www.Schneider-Electric.com.

(2) These caps are fitted by Schneider Electric and cannot be removed without risk of product damage..

(3) Caps to be ordered separately: see page 9.

(4) Color of centrally positioned pilot light determined by the color of the LED incorporated in the body sub-assembly.

(5) Only for use with bodies that include a Protected LED™ light source.

New

General :
page 3

Characteristics :
page 10

Dimensions :
page 10

Control and signaling units, Ø 22

Harmony™ XB5 plastic

Multiple-headed push buttons, spring return



XB5AA731327



ZB5AA73133



ZB5AA71124



ZBA7235



ZBA7331



ZBA7432



ZBA709

Triple-headed push buttons ^{(1) (2)}

Screw clamp terminal connections (Schneider Electric anti-retightening system)

Shape of head	Description	Type of contact	Color and marking of caps ⁽³⁾	Reference	Weight
					kg

Complete units

	2 flush black pushes + 1 central projecting red push marked "Stop" in white	1	1	1	White "I" on green background White "II" on green background	ZB5AA731327 ⁽⁴⁾	0.063
					Black "→" on white background White "←" on black background	ZB5AA711237 ⁽⁴⁾	0.063

Heads only

	2 flush black pushes + 1 central projecting red push marked "Stop" in white				White "I" on green background White "II" on green background	ZB5AA73132 ⁽⁴⁾	0.023
					White "←" on green background White "→" on green background	ZB5AA73133 ⁽⁴⁾	0.023
					White "↑" on green background White "↓" on green background	ZB5AA73134 ⁽⁴⁾	0.023
					White "+" on green background White "-" on green background	ZB5AA73135 ⁽⁴⁾	0.023
					Black "+" on white background Black "-" on white background	ZB5AA71115 ⁽⁴⁾	0.023
					Black "→" on white background White "←" on black background	ZB5AA71123 ⁽⁴⁾	0.023
					Black "↑" on white background White "↓" on black background	ZB5AA71124 ⁽⁴⁾	0.023
					White "↑" on black background White "↓" on black background	ZB5AA72124 ⁽⁴⁾	0.023
					Without cap ⁽⁴⁾	ZB5AA791 ⁽⁴⁾	0.023

Specific accessories for multiple-headed push buttons

Description	Background color	Marking	Sold in lots of	Reference	Weight	
Caps only for clip-on mounting on double- or triple-headed push buttons ⁽⁵⁾	White	Unmarked	10	ZBA71 ⁽⁴⁾	0.010	
		"I" black	10	ZBA7131 ⁽⁴⁾	0.010	
		"↑" black	10	ZBA7134 ⁽⁴⁾	0.010	
		"+" black	10	ZBA7138 ⁽⁴⁾	0.010	
	Black	Unmarked	10	ZBA72 ⁽⁴⁾	0.010	
		"O" white	10	ZBA7232 ⁽⁴⁾	0.010	
		"+" white	10	ZBA7233 ⁽⁴⁾	0.010	
		"↓" white	10	ZBA7235 ⁽⁴⁾	0.010	
			"I" white	10	ZBA7237 ⁽⁴⁾	0.010
	Green	Unmarked	10	ZBA73 ⁽⁴⁾	0.010	
"I" white		10	ZBA7331 ⁽⁴⁾	0.010		
"+" white		10	ZBA7333 ⁽⁴⁾	0.010		
"↑" white		10	ZBA7335 ⁽⁴⁾	0.010		
		"II" white	10	ZBA7336 ⁽⁴⁾	0.010	
Red	Unmarked	10	ZBA74 ⁽⁴⁾	0.010		
	"O" white	10	ZBA7432 ⁽⁴⁾	0.010		
Yellow	Unmarked	10	ZBA75 ⁽⁴⁾	0.010		
Blue	Unmarked	10	ZBA76 ⁽⁴⁾	0.010		
Clear silicone boots ⁽⁶⁾	For 2 flush pushes	–	10	ZBA708 ⁽⁴⁾	0.055	
	For 3 pushes	–	10	ZBA709 ⁽⁴⁾	0.055	
	For 1 flush push + 1 projecting push	–	10	ZBA710 ⁽⁴⁾	0.055	

⁽¹⁾ For the recommended maximum number of contacts constituting the body (fixing collar + contact) associated with the head, consult our website at www.Schneider-Electric.com.

⁽²⁾ Not compatible with high power switching contacts and contacts for printed circuit board.

⁽³⁾ These caps are fitted by Schneider Electric and cannot be removed without risk of product damage..

⁽⁴⁾ Caps to be ordered separately: see accessories on this page.

⁽⁵⁾ Can be clipped in at 90° steps, through 360°.

⁽⁶⁾ Can be replaced without dismantling the head.

(N) New

General :
page 3

Characteristics :
page 10

Dimensions :
page 10

Characteristics (1)

Protective treatment, standard version			"TH" treatment (tropical finish)
Ambient air temperature around the device	Storage	°C	- 40...+ 70
	Operation	°C	- 25...+ 70: LED and neon bulb versions
Electric shock protection	According to IEC 61140		Class I
Degree of protection	Conforming to IEC 60529		IP 66, IP 69 K
	Conforming to UL and NEMA		Type 4X and 13, unless otherwise stated
Mechanical shock protection	Conforming to IEC 50102		IK 06
Conforming to standards			EN/IEC 60947-1, EN/IEC 60947-5-1, EN/IEC 60947-5-4, EN/IEC 60947-5-5, UL 508, CSA C22-2 n° 14
Mechanical durability (2)			1 million of operating cycles

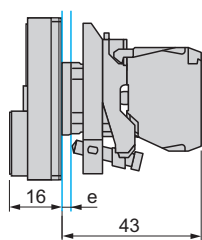
(1) For other technical characteristics, please consult "Control and signaling components" catalog.

(2) Actual product life will vary based on electrical load, duty cycle, application, and environmental conditions.

Dimensions (mm)

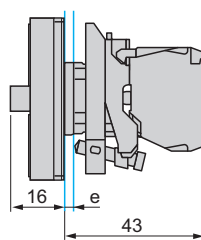
Multiple-headed push buttons (double or triple), spring return

XB4 BL73415, XB4 BW73731●5



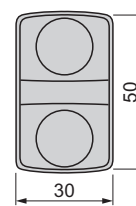
e: clamping thickness:
1 to 6 mm

XB4 BA731327, XB4 BA711237



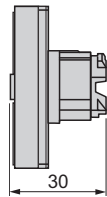
e: clamping thickness:
1 to 6 mm

Common face view

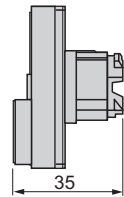


Heads for double-headed, spring return push buttons

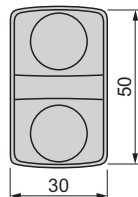
ZB4BA712●,
ZB4BA734●,
ZB4BA79



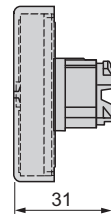
ZB4BL734●



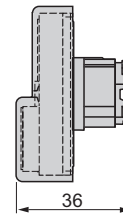
Common face view



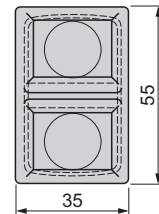
ZB4BA712●,
ZB4BA734●,
ZB4BA79
+ boot ZBA708



ZB4BL734●
+ boot ZBA710

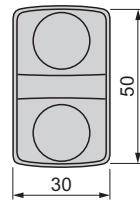
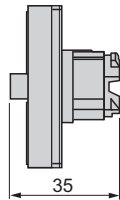


Common face view

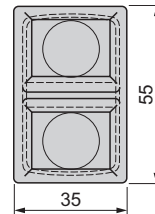
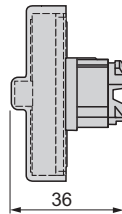


Heads for triple-headed, spring return push buttons

ZB4BA7313●, ZB4BA711●●,
ZB4BA72124, ZB4BA791

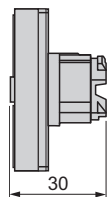


ZB4BA7313●, ZB4BA711●●, ZB4BA72124,
ZB4BA791 + boot ZBA709

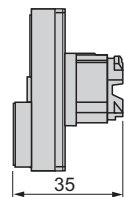


Heads for double-headed push buttons + central pilot light

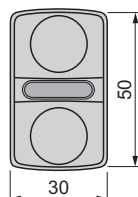
ZB4BW7A374●,
ZB4BW7A17●●,
ZB4BW7A9



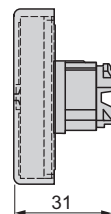
ZB4BW7L374●



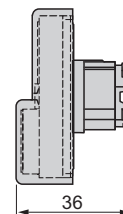
Common face view



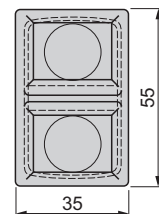
ZB4BW7A374●,
ZB4BW7A17●●,
ZB4BW7A9
+ boot ZBA708



ZB4BW7L374●
+ boot ZBA710



Common face view



Characteristics (1)

Protective treatment, standard version			"TH" treatment (tropical finish)
Ambient air temperature around the device	Storage	°C	- 40... + 70
	Operation	°C	- 25... + 70: LED and neon bulb versions
Electric shock protection	Conforming to IEC 61140		Class I
Degree of protection	Conforming to IEC 60529		IP 66, IP 69 K
	Conforming to NEMA		NEMA Type 4X and 13, unless otherwise stated
Conforming to standards			EN/IEC 60947-1, EN/IEC 60947-5-1, EN/IEC 60947-5-4, EN/IEC 60947-5-5, UL 508, CSA C22-2 n° 14
Mechanical durability (2)			1 million of operating cycles

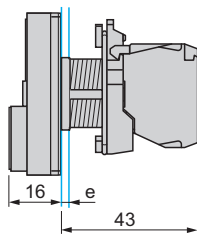
(1) For other technical characteristics, please consult "Control and signaling components" catalog.

(2) Actual product life will vary based on electrical load, duty cycle, application, and environmental conditions.

Dimensions (mm)

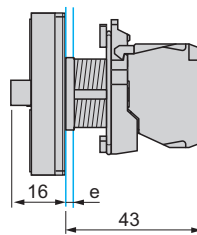
Multiple-headed push buttons (double or triple), spring return

XB5AL73415, XB5AW73731●5



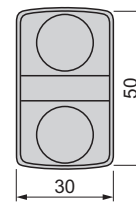
e: clamping thickness:
1 to 6 mm

XB5AA731327, XB5AA711237



e: clamping thickness:
1 to 6 mm

Common face view



Heads for double-headed, spring return push buttons

ZB5AA712●,
ZB5AA734●,
ZB5AA79

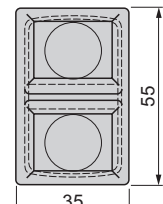
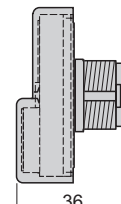
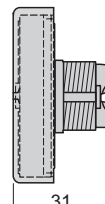
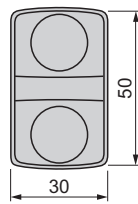
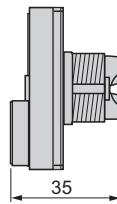
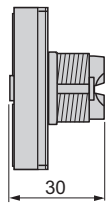
ZB5AL734●

Common face view

ZB5AA712●,
ZB5AA734●,
ZB5AA79
+ boot ZBA708

ZB5AL734●
+ boot ZBA710

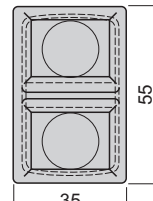
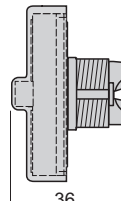
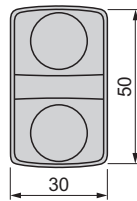
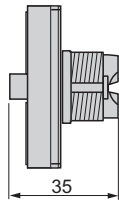
Common face view



Heads for triple-headed, spring return push buttons

ZB5AA7313●, ZB5AA711●●,
ZB5AA72124, ZB5AA791

ZB5AA7313●, ZB5AA711●●, ZB5AA72124,
ZB5AA791 + boot ZBA709



Heads for double-headed push buttons + central pilot light

ZB5AW7A374●,
ZB5AW7A17●●,
ZB5AW7A9

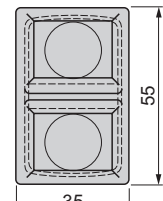
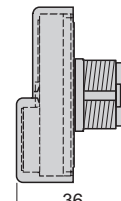
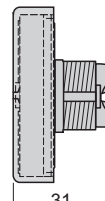
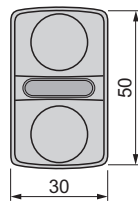
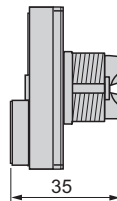
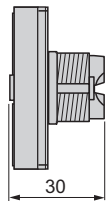
ZB5AW7L374●

Common face view





ZB5AW7A374●,
ZB5AW7A17●●,
ZB5AW7A9
+ boot ZBA708

ZB5AW7L374●
+ boot ZBA710

Common face view



> Substitution table

Product type	Old version	New version IP66 only	Notes	
Plastic head Double-headed pushbutton 	ZB5 AA8112	ZB5 AA7120		
	ZB5 AA8212	ZB5 AA7121		
	ZB5 AA8134	ZB5 AA7340		
	ZB5 AA8234	ZB5 AA7341		
	ZB5 AL8334	ZB5 AL7340		
	ZB5 AL8434	ZB5 AL7341		
	ZB5 AL8312		equivalent: ZB5AL7340 or ZB5AA7120	
	ZB5 AL8412		equivalent: ZB5AL7341 or ZB5AA7121	
		ZB5 AA79	new function	
	ZB5 AA9112	ZB5 AA7120		
	ZB5 AA9212	ZB5 AA7121		
	ZB5 AA9134	ZB5 AA7340		
	ZB5 AA9234	ZB5 AA7341		
	ZB5 AL9334	ZB5 AL7340		
	ZB5 AL9434	ZB5 AL7341		
	ZB5 AL9312		equivalent: ZB5AL7340 or ZB5AA7120	
	ZB5 AL9412		equivalent: ZB5AL7341 or ZB5AA7121	
		ZB5 AA79	new function	
	Plastic head Double-headed pushbutton + central pilot light 	ZB5 AW811723	ZB5 AW7A1720	
		ZB5 AW821723	ZB5 AW7A1721	
ZB5 AW813743		ZB5 AW7A3740		
ZB5 AW823743		ZB5 AW7A3741		
ZB5 AW812743			equivalent: ZB5AW7A3740	
ZB5 AW822743			equivalent: ZBAW77A3741	
ZB5 AW833743		ZB5 AW7L3740		
ZB5 AW843743		ZB5 AW7L3741		
ZB5 AW831723			equivalent: ZB5AW7L3740 or ZB5AW7A1720	
ZB5 AW841723			equivalent: ZB5AW7L3741 or ZB5AW7A1721	
ZB5 AW832743			equivalent: ZB5AW7L3740	
ZB5 AW842743			equivalent: ZB5AW7L3741	
		ZB5 AW7A1724	new function	
		ZB5 AW7A1715	new function	
	ZB5 AW7A9	new function		
Plastic head Triple-headed pushbutton 		ZB5 AA73132	new function	
		ZB5 AA73133	new function	
		ZB5 AA73134	new function	
		ZB5 AA73135	new function	
		ZB5 AA71115	new function	
		ZB5 AA71123	new function	
		ZB5 AA71124	new function	
		ZB5 AA72124	new function	
		ZB5 AA791	new function	
	Complete plastic bezel product 	XB5 AL845	XB5 AL73415	version IP66
		XB5 AA731327	new function	
		XB5 AA711237	new function	
XB5 AW84B5		XB5 AW73731B5		
XB5 AW84G5		XB5 AW73731G5		
XB5 AW84M5		XB5 AW73731M5		
XB5 AL945		XB5 AL73415		

Product type	Old version	New version	Notes
Silicone boot 	ZBW008	ZBA710	
	ZBW008F	ZBA708	
	ZBW008W	ZBA708	
		ZBA709	new function

Product type	Old version	New version IP66 only	Notes	
Metal head Double-headed pushbutton 	ZB4 BA8112	ZB4 BA7120		
	ZB4 BA8212	ZB4 BA7121		
	ZB4 BA8134	ZB4 BA7340		
	ZB4 BA8234	ZB4 BA7341		
	ZB4 BL8334	ZB4 BL7340		
	ZB4 BL8434	ZB4 BL7341		
	ZB4 BL8312		equivalent: ZB4BL7340 or ZB4BA7120	
	ZB4 BL8412		equivalent: ZB4BL7341 or ZB4BA7121	
		ZB4 BA79	new function	
	ZB4 BA9112	ZB4 BA7120		
	ZB4 BA9212	ZB4 BA7121		
	ZB4 BA9134	ZB4 BA7340		
	ZB4 BA9234	ZB4 BA7341		
	ZB4 BL9334	ZB4 BL7340		
	ZB4 BL9434	ZB4 BL7341		
	ZB4 BL9312		equivalent: ZB4BL7340 or ZB4BA7120	
	ZB4 BL9412		equivalent: ZB4BL7341 or ZB4BA7121	
		ZB4 BA79	new function	
	Metal head Double-headed pushbutton + central pilot light 	ZB4 BW811723	ZB4 BW7A1720	
		ZB4 BW821723	ZB4 BW7A1721	
ZB4 BW813743		ZB4 BW7A3740		
ZB4 BW823743		ZB4 BW7A3741		
ZB4 BW812743			equivalent: ZB4BW7A3740	
ZB4 BW822743			equivalent: ZB4BW7A3741	
ZB4 BW833743		ZB4 BW7L3740		
ZB4 BW843743		ZB4 BW7L3741		
ZB4 BW831723			equivalent: ZB4 BW7L3740 or ZB4 BW7A1720	
ZB4 BW841723			equivalent: ZB4 BW7L3741 or ZB4 BW7A1721	
ZB4 BW832743			equivalent: ZB4BW7L3740	
ZB4 BW842743			equivalent: ZB4 BW7L3741	
		ZB4 BW7A1724	new function	
		ZB4 BW7A1715	new function	
	ZB4 BW7A9	new function		
Metal head Triple-headed pushbutton 		ZB4 BA73132	new function	
		ZB4 BA73133	new function	
		ZB4 BA73134	new function	
		ZB4 BA73135	new function	
		ZB4 BA71115	new function	
		ZB4 BA71123	new function	
		ZB4 BA71124	new function	
		ZB4 BA72124	new function	
		ZB4 BA791	new function	
Complete metal bezel product 	XB4 BL845	XB4 BL73415		
		XB4 BA731327	new function	
		XB4 BA711237	new function	
	XB4 BW84B5	XB4 BW73731B5		
	XB4 BW84G5	XB4 BW73731G5		
	XB4 BW84M5	XB4 BW73731M5		
	XB4 BL945	XB4 BL73415		

Schneider Electric USA, Inc.

8001 Knightdale Blvd.
Knightdale, NC 27545
1-888-SquareD
1-888-778-2733

www.us.schneider-electric.com

Schneider Electric™, Harmony™, and Protected LED™ are trademarks or registered trademarks of Schneider Electric and/or its affiliates in the United States and/or other countries. Other marks used herein may be the property of their respective owners.

The information and dimensions in this catalog are provided for the convenience of our customers. While this information is believed to be accurate, Schneider Electric reserves the right to make updates and changes without prior notification and assumes no liability for any errors or omissions.

9001CT1101 03/2011 © 2011 Schneider Electric. All Rights Reserved.