

Product data sheet

Characteristics

RXG11P7

utični relej sučelja – Zelio RXG – 1 C/O
standardni – 230V AC – 10 A – s LTB-om



Main

Range of product	Zelio Relay
Series name	Interface relay
Product or component type	Plug-in relay
Device short name	RXG
Contacts type and composition	1 C/O

Complementary

Status LED	Without
Contacts material	Silver alloy (AgSnO ₂ In ₂ O ₃)
Maximum contact resistance	100 mOhm
[I _{th} e] conventional enclosed thermal current	10 A -40...55 °C
[I _e] rated operational current	10 A 30 V DC) UL 10 A 30 V DC) IEC 10 A 250 V AC) IEC 10 A 250 V AC) UL
Maximum switching voltage	250 V AC 30 V DC
Load current	10 A 250 V AC
Maximum switching capacity	2500 VA
Minimum switching capacity	500 mW 100 mA, 5 V DC
Operating rate	<= 1800 cycles/hour under load <= 18000 cycles/hour no-load
Utilisation coefficient	20 %
Mechanical durability	10000000 cycles
Electrical durability	100000 Cycles NO resistive at 55 °C 100000 cycles NC resistive at 55 °C
[U _i] rated insulation voltage	250 V IEC 300 V CSA 300 V UL
[U _{imp}] rated impulse withstand voltage	6 kV 1.2/50 μs
Dielectric strength	1000 V AC between contacts micro disconnection 5000 V AC between coil and contact reinforced insulation
Coil resistance	23500 Ohm +/- 15 %
Insulation resistance	1000 MOhm 500 V DC
Test levels	Level A
Mounting position	Any position
Average consumption in VA	0,82 VA 60 Hz
Drop-out voltage threshold	>= 0.3 U _c AC
Control circuit voltage limits	0.8...1.1 U _c AC
Coil insulation class	Class F
Operate time	20 ms






The information provided in this documentation contains general descriptions and/or technical characteristics of the performance of the products contained herein. This documentation is not intended as a substitute for and is not to be used for determining suitability or reliability of these products for specific user applications. It is the duty of any such user or integrator to perform the appropriate and complete risk analysis, evaluation and testing of the products with respect to the relevant specific application or use thereof. Neither Schneider Electric Industries SAS nor any of its affiliates or subsidiaries shall be responsible or liable for misuse of the information contained herein.

Release time	20 ms
[Uc] control circuit voltage	230 V AC
Safety reliability data	B10d = 100000
Colour of cover	Standard
Control type	Lockable test button
Local signalling	Flag
Torque value	0,8 N.m
Net weight	0,02 kg
Device presentation	Complete product

Environment

Vibration resistance	3 gn +/- 0.75 mm 10...150 Hz)in operation 5 gn +/- 0.75 mm 10...150 Hz)not in operation
IP degree of protection	IP40
Shock resistance	20 gn in operation 100 gn not in operation
Protection category	RT I
Standards	CSA C22.2 No 14 IEC 61810-1 UL 508
Product certifications	REACH RoHS UL CE EAC CSA China RoHS
Pollution degree	2
Overvoltage category	III
Ambient air temperature for storage	-40...85 °C
Ambient air temperature for operation	-40...70 °C
Relative humidity	10...85 %

Offer Sustainability

Status održive ponude	Proizvod Green Premium
Uredba REACH	 Izjava REACH
REACH, bez SVHC	Da
Direktiva EU RoHS	Proaktivna sukladnost (proizvod izvan zakonskog okvira direktive EU RoHS)  Izjava EU RoHS
Bez otrovnih teških metala	Da
Bez žive	Da
Informacije o RoHS izuzeću	 Da
Propis RoHS za Kinu	 Izjava RoHS Za Kinu
Izjava o očuvanju okoliša	 Ekološki Profil Proizvoda
Profil cirkularnosti	Nema potrebe za specifičnim operacijama recikliranja

Contractual warranty

Jamstvo	18 months
---------	-----------